



What a refreshing change !!!

Lace Bobbins

Last month Chris, Bill's partner, kindly showed us how bobbins are used to make lace. It makes a change to have a partner up front.

Anybody can turn a bobbin but will it work? Here we got a bit of a surprise as Chris explained which components are relevant to lace-making and which are simply decorative. By going through the process stage by stage it became obvious that many of us had been concentrating on the wrong end!



Chris's demonstration was followed by David going through the turning process. Poor Dave was thrust into the deep-end with no time to prepare. Well done Dave and many thanks to Chris for an interesting demo.



We then 'turned to' and produced our own bobbins with Chris judging the results. Some of the best 'lookers' failed the practical test as they fell at the first hurdle when in use. Peter Rigby produced the best bobbin. Hopefully there will be lots of completed examples on the table next month.



Are you selling Table Lamps?

Since 1996 all lamps must be fitted with a CE label to confirm that it complies with all current directives. Tests should include:- tilt at least to 6 degrees when fitted with shade; max. length of cable = 2m; if less than 1kg then .5mm cable OK; if more than 1kg then cable to be .75mm; grommets required where cable in contact with metal or ceramics; cable clamp to be anchored; brass nipple not to twist but be glued in; fitting to be BS 5042; ideally PAT tested but if not check lamp/switch works with bulb in and if brass check continuity between fitting and earth pin.

This is not a complete list of checks but a breakdown of the most important so go looking for the remainder.

Members' Work


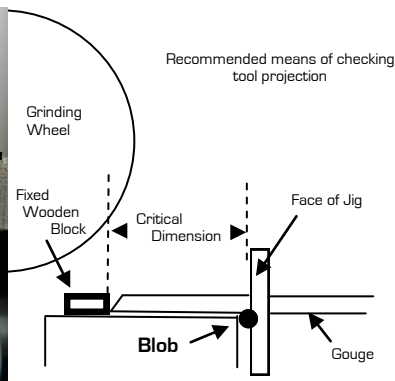



Equipment Review

You can pick up any woodturning magazine and read rave reviews of equipment under test. Plenty of good points but rarely do you get the pitfalls. Understandably perhaps as they would have no advertisers left.

Here we are under no such obligation... Some time ago I 'invested' in a Oneway Nesting Set. It cost an arm and a leg (but don't tell the wife) and, although it does what it says on the cardboard box, I was disappointed at the finish. It was covered in weld splatter which had been plated over. To remove it I had to also remove the plating as well (or tear my fingers to shreds). Poor quality control but perhaps a one-off. No.....

Les Thorne recently praised the Oneway Gouge Sharpening Jig and, as it could cope with large gouges, I bought one. Again rubbish finishing - The distance between the face of the tool and the grinding wheel is critical and you don't want weld blobs affecting your means of checking the tool projection. Sorby Rules OK!



Hon. President	Allan Beecham
Chairman	Maggie Wright
Treasurer	John Turner
Secretary	Kevin Head
VC & Newsletter	Peter Castle
Events Organiser	Dave Rogers
Comp. Secretary	Mick Briggs
Librarian	David Spice
www.wealdenwoodturners.org.uk	

Date of next Meeting:
16th November
Demonstration
Peter Castle
Wooden Puzzles
Plus Hands-on